




Retention and Graduation Rates*


- How many students return for their sophomore year?
– 79%.
- How many are still enrolled in their junior year?
– 70%.
- How many graduate within six years?
– 59%.



* National Center for Education Statistics


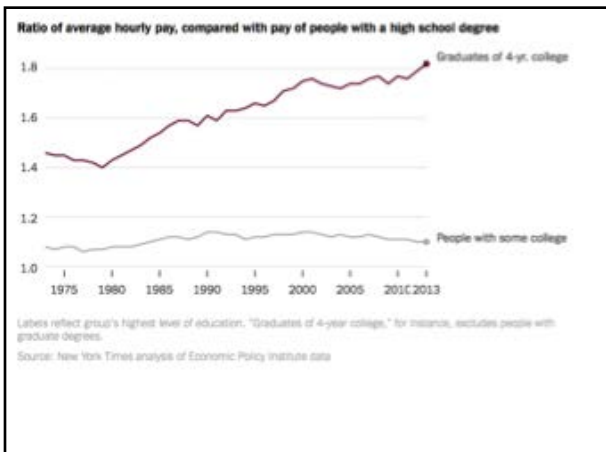
More Details

- Nationwide graduation rate vs WMU graduation rate (six years):
– 59% vs 53%.
- WMU men vs women graduation rate:
– 47% vs 57%.



Does graduation matter?

- In the early 1980s, college graduates made 64% more than non-graduates.
- In 2003:
– 85% more.
- Today:
– 98% more.

What is the average cost of a college degree?

- Out of pocket cost:
 - \$57,000 for four years at a public in-state university.*
- What is the cost of *not* completing college?
 - -\$500,000 (i.e., a half million dollars).**

* Tuition, fees, room and board. CNN Money, May 2017.
** David H. Autor, "Skills, education, and the rise of earnings inequality among the 'other 99 percent'," *Science* 23 (May 2014) 344:6186, pp. 843-851.

Conclusion

- Stay in college. Finish. Get one of these:

